


Room Finish Schedule							
	Description	Key	Manufacturer	Manufacturer No.	Color	Type	Remarks
Floor	Quarry Tile	QT1	Creative Materials Corp		CMC Grey Quarry Double Abrasive	6" x6"	Kitchen Service
	Ceramic Tile	CT1	Creative Materials Corp		CMC Negro	12" x 12"	Dining
	Ceramic Tile Grout	GR1	Hydroment	H142	French Gray	Sanded	Dining
	Quarry Tile Grout	GR2	Hydroment	H151	Taupe	Sanded	Kitchen Service
	Wall Tile Grout	GR3	Hydroment	H152	White	Unsanded	Dining, Service
Base	Linoleum	L1	Armstrong	Marmorette-Naturcote, .080 in.	Charcoal Gray LP059	Sheet Material	Platform
	Quarry Tile Base	B1	Creative Materials Corp		CMC Grey Quarry Dbl Abrasive	Cove	Kitchen Service
	Ceramic Tile Base	B2	Creative Materials Corp		CMC Negro	6" Straight	Cut from 12 x 12 Tile
	Rubber Base	B3	Roppe	3" Standard Toe Base	100 Black	3" Cove	Platform
P Lam	Rubber Nosing	B4	Roppe	#2 Commercial Nosing	100 Black	4" x 1.5"	Platform
	Service Counter Lam	PL1	Formica	839-58	Stop Red	Matte	Service Counter Laminate
Wall Tile/SS	Service Counter Lam	PL2	Formica	459-58	Bright White	Matte	Service Counter Laminate, Managers Desk & Shelves Laminate
	Field Tile	CT2	Creative Materials Corp		White	4 1/4 x 4 1/4 Glossy	Bullnose Trim, Dining, Service
	Accent Tile	CT3	Creative Materials Corp		Red	4 1/4 x 4 1/4 Glossy	Dining, Service
Paint	Fiberglass R Plastic*	FRP	Kemlite	Glassboard	White		Kitchen * Fiberglass Reinforced Plastic
	Stainless Steel	SS	Custom				Full Height Panels Behind Cook Line
	Interior Paint (Ceiling)	P1	Sherwin Williams	P1 Five Guys Black	Five Guys Black	Acrylic Semi-Gloss	Coat 1: S-W Preprite 200 Int. Latex Primer, B28W200. Coat 2 and 3: S-W DTM Acrylic Semi-Gloss coating, B66BW211
	Exterior Paint (Accent)	P2	Sherwin Williams	P4 Five Guys Black	Five Guys Black	Acrylic Semi-Gloss	Coat 1: DTM SG Bonding Primer, B66A50. Coat 2 and 3: S-W DTM Acrylic Semi-Gloss Coating, B6611
	Interior Paint (Metal Galvanized)	P3	Sherwin Williams	P3 Five Guys Tile Red	Five Guys Tile Red	Acrylic Gloss	Coat 1: S-W DTM Acrylic Primer/Finish, B66W1. Coat 2 and 3: S-W DTM Acrylic Gloss Coating, B66T104.
	Interior Paint (Metal, Iron, Steel)	P4	Sherwin Williams	P3 Five Guys Tile Red	Five Guys Tile Red	Acrylic Gloss	Coat 1: S-W Kern Bond HS Universal Metal Primer, B50Z Series. Coat 2 and 3: S-W DTM Acrylic Gloss Coating, B66T104
	Interior Paint (Wood)	P5	Sherwin Williams	P3 Five Guys Tile Red	Five Guys Tile Red	Acrylic Gloss	Coat 1: S-W Preprite Classic Latex Primer, B28W101. Coat 2 and 3: S-W DTM Acrylic Gloss Coating B66T104
	Exterior Paint (Accent)	P6	Sherwin Williams	P5 Five Guys Red	Five Guys Red	Acrylic Gloss	Coat 1: S-W Preprite 200 Int. Latex Primer, B28W200. Coat 2 and 3: S-W Duration Home Satin, A97W151
	Interior Paint (Ceiling, Walls)	P7	Sherwin Williams	P2 Five Guys Tile White	Five Guys Tile White	Eggshell Satin	Coat 1: DTM Duration Exterior Satin bonding Primer, B66A50. Coat 2 and 3: S-W Duration Ext. Satin Coating, K33W151
Ceiling	Exterior Paint (Accent)	P8	Sherwin Williams	P6 Five Guys White	Five Guys White	Satin	
	Interior Paint (CMU and Concrete)	P9	H&C Concrete Stain's	H&C Block Shield Masonry Waterproofor	White	Textured	
	Ceiling Tile	ACT 1	Armstrong	Clean Room VL-810	White	2' x 4'	15/16" White Prelude Kitchen, Service
Ceiling Tile	ACT 2	Armstrong	Cortega Square Lay-In 769	Black	2' x 2'	15/16" Black Prelude Grid Dining	
Ceiling Tile	ACT 3	Armstrong	Cortega Square Lay-In 769	White	2' x 4'	15/16" Black Prelude Grid Storage Areas	

Note:
National account for tile and grout, Creative Materials Corporation, ATTN. MILT Orietas 800.207.2967
National account for paint, Sherwin-Williams, ATTN, Quans Tran 703.926.6120, ACCT # 9395-8905-7

FLOOR FINISHES



Arid Gray Service Area Floor Tile



Stone Ebano Dining Room Floor Tile

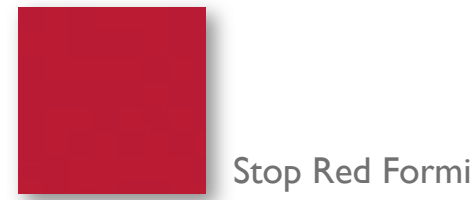
WALL FINISHES




Red & White Glazed Ceramic Wall Tile



Bright White Formica



Stop Red Formica



Black & White Ceiling Tile

CEILING & MILLWORK FINISHES

FIVE GUYS
FAMOUS
BURGERS and FRIES

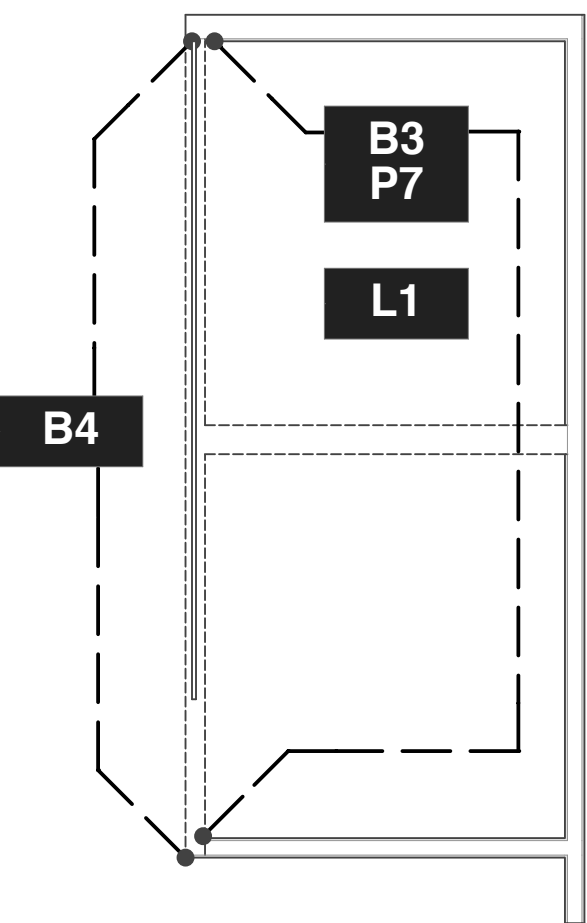


Southlake Town Square
Southlake, Texas

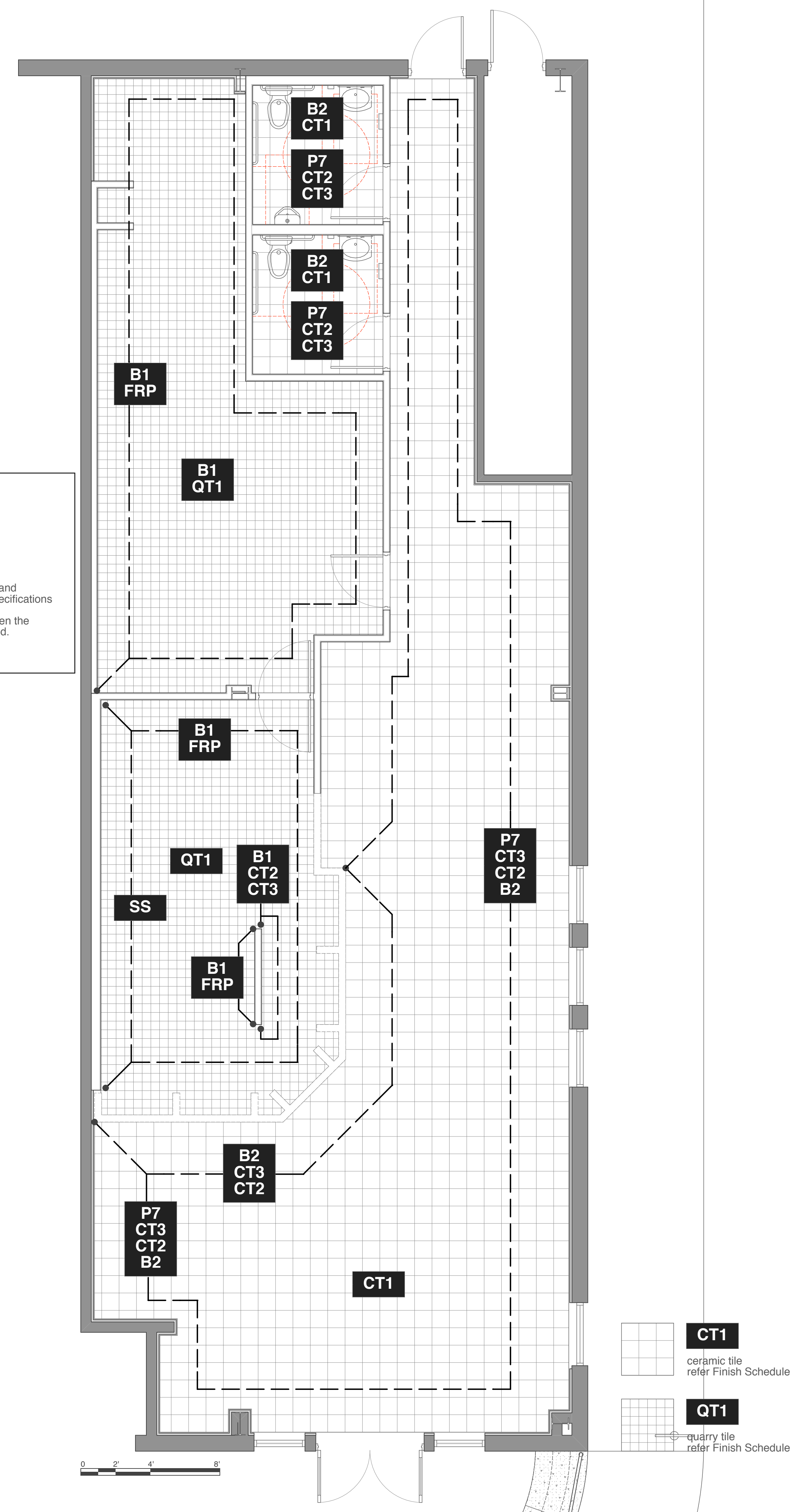


02 Platform Finish Plan
SCALE: 1/4" = 1'-0"

Room Finish Notes:
1. For Typical Wall Finish Detail refer A8-09.
2. Flooring Installer refer Detail (na)
3. All Doors Finished P5. See Finish Schedule.
4. Refer Page A12 & A13 for Typical Interior Art Application.
5. All Gyp-Board Ceilings Finished P-5
6. Bulkhead Faces Finished P-5
7. Spiral Ducts Finished P-3
8. Contractor Shall Install New Quarry Tile Floor on Kitchen and Manager Office Area. Refer to Floor Finish Schedule for Specifications in Material Grout Component.
9. Contractor Shall Provide & Install a Transition Strip between the Ceramic Patron Tile and the Quarry Tile at the Location noted.

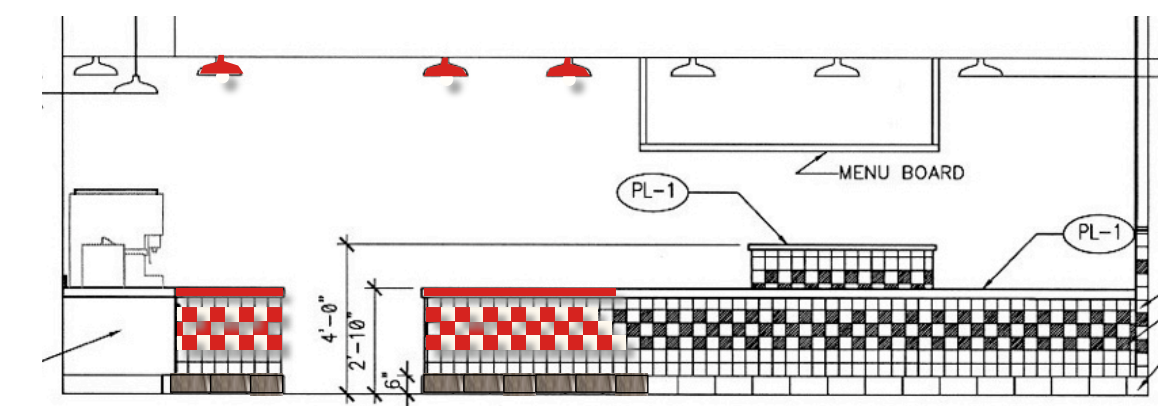


01 Room Finish Plan
SCALE: 1/4" = 1'-0"



CT1 ceramic tile refer Finish Schedule
QT1 quarry tile refer Finish Schedule

Duane Meyers AIA Architect
3481 FM 1844
Longview, TX 75605
903.663.6666
903.663.4643 fax
drmeayers@mac.com



Duane Meyers AIA
3481 FM 1844
Longview, TX 75605
903.663.6666
drmeayers@mac.com

FIVE GUYS
Southlake Town Square

Revisions
response to City & Landlord Plan Reviews



A5

3 June 08